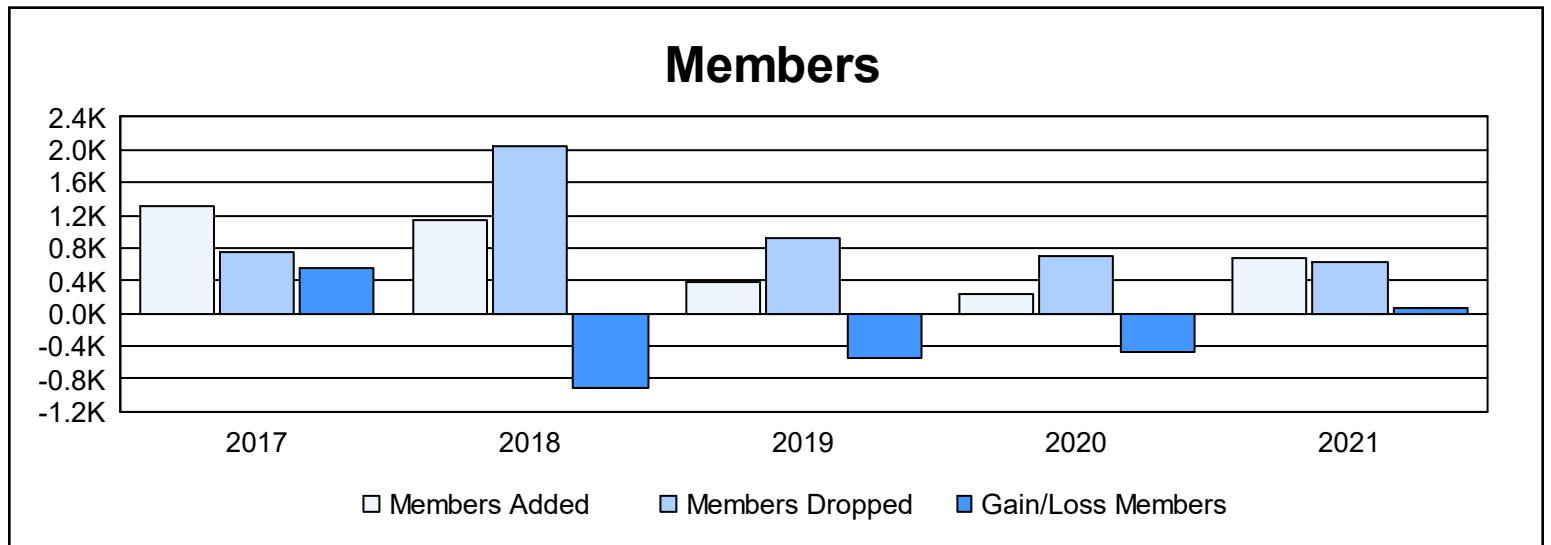
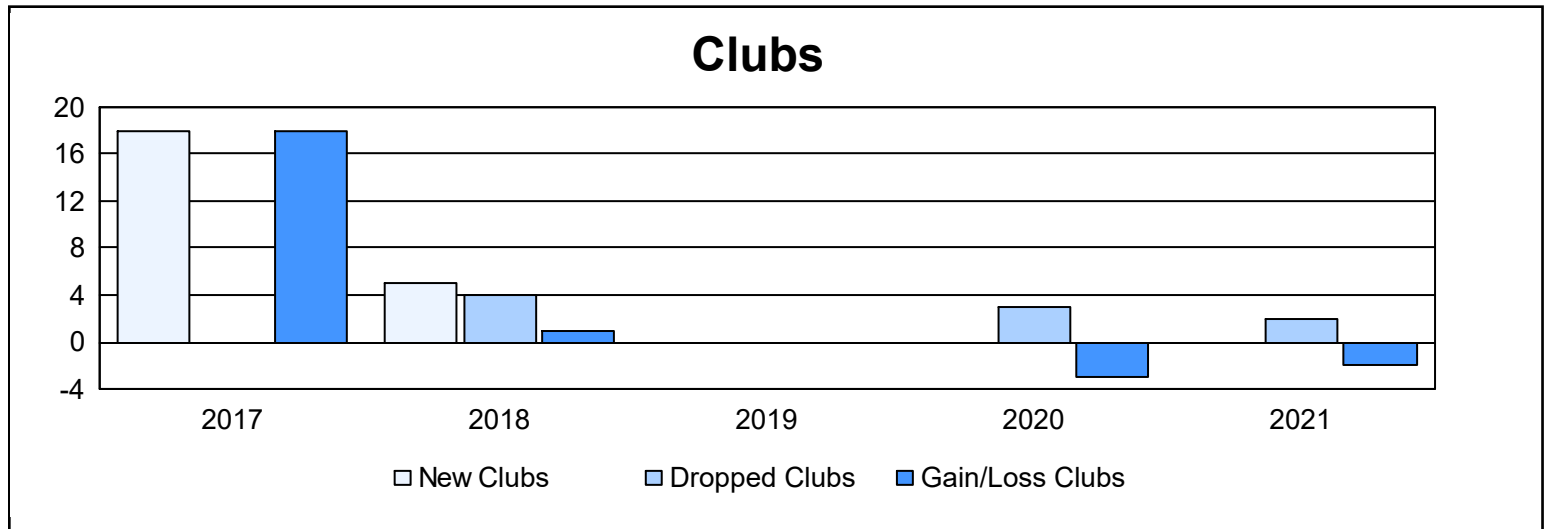
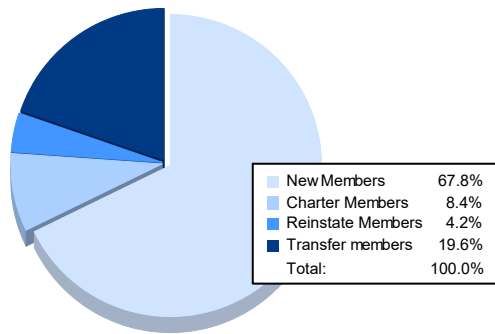


Year	New Clubs	Dropped Clubs	Gain/ Loss Clubs	New Members	Charter Members	Reinstate Members	Transfer Members	Total Member Added	Total Members Dropped	Gain/ Loss Members
2016-2017	18	0	18	672	562	43	23	1,300	754	546
2017-2018	5	4	1	510	377	208	35	1,130	2,038	-908
2018-2019	0	0	0	192	70	63	52	377	919	-542
2019-2020	0	3	-3	0	106	65	63	234	694	-460
2020-2021	0	2	-2	467	58	29	135	689	621	68
<b>Average</b>	<b>5</b>	<b>2</b>	<b>3</b>	<b>368</b>	<b>235</b>	<b>82</b>	<b>62</b>	<b>746</b>	<b>1,005</b>	<b>-259</b>



### Membership Composition June 2021 Cumulative



### Gender Composition June 2021 Cumulative

